


Lesson 1

Psalms About Right and Wrong or King David and the Psalms



Theme: Faith – Drawing strength from God’s Word

Sunday Morning Lesson

Pre-Class Activity

Bible Facts: Shine a Light on the Bible Facts (See page 8 of this Guide)

Memory Verse: Make or purchase heavy card stock footprints, both right and left. Print each word of the memory verse on a footprint, alternating right and left. Arrange the footprints in order to make a trail, so that a student can step on the words and say them. Have students walk the trail and say the Memory Verse. Since you are introducing a new Memory Verse, have them walk the trail and say the verse a few times. Place sentence strips in the pocket chart to show the verse. Talk about Who? What? When? and Where? in connection with the verse.

Prayer

Teaching Today’s Lesson

1. For non-reading students, read Psalm 1:1-6. Have reading students find and mark Psalm 1:1 in the classroom Bibles.
2. Ask students to bring the Bibles and move to the Bible story area.
3. Wisdom writings generally do not have contexts as do most other books of the Old Testament. God’s wisdom is timeless and typically is not presented in a narrative or story format. For this reason, the Lesson Guides for *Lighting the Way* will not include “Establishing the Setting.”
4. Introduce Lesson Graphics using “A Great Find” as described on page 9 in this Guide.
5. Tell the story using the *Lighting the Way Lesson Graphics* and other props.
6. Tell the story and teach the lesson emphasizing the following scenes and points, tailored to the students’ ages:
 - Psalms are poems, some of which are songs and some of which are prayers.
 - Many of the Psalms were written by David as songs of praise or as prayers expressing his deepest fears and needs to God.
 - Psalm 1 teaches that a person who loves and obeys God is like a big healthy tree.

- Our “food” is God’s Word.
- Our “green leaves” are our obedience to God.
- Our “fruit” is our love for God and other people, our words of kindness to others, our acts of kindness, and our willingness to share the gospel with others.
- Sinful people are like dry grass which is blown away by the wind.
- We must put God first in everything we do.
- God will take care of what we need in His time and in the way that is best for us.


7. Psalms about right and wrong or wisdom psalms – Psalm 1

Main Idea: two ways – right and wrong; we have to choose

Illustrations: a tree planted by the water – strong, healthy, bears fruit;
chaff – straw that wind blows away

What we say to God: I will make a choice; I want to do right.

Our Song: I Shall Not Be Moved


- 8.  Make a tree out of construction paper. Provide several parts of a scene in which the tree may exist. Also, provide parts of a scene that would not be favorable toward the tree. Parts of a scene you may provide are rocks, water, fruit, sand, cans, and trash. Have the students choose the parts that will make a setting in which they would want to live if they were a tree. Talk with the students about why they are including some parts and excluding others. Read Psalm 1 and discuss what we should include in our lives to be strong in the Lord.

**Things to Get or Do
for Sunday Morning**

-
-
-
-
-

Lesson 1

Psalms About Right and Wrong or King David and the Psalms



Theme: Faith – Drawing strength from God’s Word

Wednesday Night Lesson

Pre-Class Activity

Bible Facts: Shine a Light on the Bible Facts (See page 8 of this Guide)

Memory Verse: Using the footprints from Sunday, place them in a trail but pull out several key words, scattering the missing words around on the floor. Have students work together to place the footprints in the correct order to complete the trail. Have students walk the trail and say the verse. Place sentence strips in the pocket chart to show the verse.

Prayer

Starter

Old western movies always have good guys and bad guys. As you watch the movies, it’s easy to see who’s good and who’s bad. The good guys wear white hats, and the bad guys wear black hats. The good guys are usually cleanly dressed and shaved; the bad guys are dirty and unshaven. We know in real life it is not always easy to decide who’s “good” and who’s “bad.” Everybody does not wear a white or black hat! But we can know something about people because of the way they act and what they do about God’s will.

Several psalms in the Old Testament book of Psalms are known as “Wisdom Psalms.” In these songs, the writers describe good guys and bad guys. These songs help us understand what happens when we do right and when we do wrong. They help us be wise.

Illustrations and Applications

1. *Objective: Focus on the featured psalm – Psalm 1*

Review the Psalm featured in the Sunday morning lesson. Lead students to help you remember the main idea, illustrations, and what we say to God. Sing with them the song related to the Psalm.

2. *Objective: To illustrate that being wise is good and being foolish is bad*

Make hats from construction paper – black hats and white hats, enough for each student to have one of each. Instructions for making simple paper hats are on page 66 of this Guide. The Bible mentions light and dark as representing good and evil (Romans 13:12).

Discuss that the black hats represent foolish and bad, while the white hats represent wise and good. Prepare cards with statements from several psalms as listed below. Draw a card and read it. Each student is to put on the hat that matches the statement on the card.

Psalm 1:1-2 – Blessed is the one who obeys the law of the Lord. He doesn't follow the advice of evil people.

Psalm 1:4-5 – Sinful people...are like straw that the wind blows away. When the Lord judges them, their life will come to an end. Sinners won't have any place among those who are godly.

Psalm 10:4 – Because he is proud, that evil person doesn't turn to the Lord. There is no room for God in any of his thoughts.

Psalm 37:3-4 – Trust in the Lord and do good...Find your delight in the Lord. Then He will give you everything your heart really wants.

Psalm 37:12 – Sinful people make plans to harm those who do what is right. They grind their teeth at them.


Psalm 37:35-36 – I saw a mean and sinful person. He was doing well, like a green tree in its own soil. But he soon passed away and was gone. Even though I looked for him, I couldn't find him.

Psalm 112:1 – Praise the Lord. Blessed is the one who has respect for the Lord. He finds great delight when he obeys God's commands.

Psalm 119:2-3 – Blessed are those who obey His covenant laws. They trust in Him with all their hearts. They don't do anything wrong. They live as He wants them to live.

3. *Objective: To demonstrate "free" versus "directed"*

Tape a piece of paper on a table or the floor that is a destination. Using a small toy car and a feather, let each student aim and push the car and then blow the feather. Which one reaches the destination? What did it have to give up to reach it? The answer is that it gave up the freedom to move wherever it wanted to go. Help students make the application that we think it would be great to have no rules and no directions. But would we get where we need to be? And would we get there safely?



**God's word gives me directions that ...
This will help me ...**

**Things to Get or Do
for Wednesday Night**

-
-
-
-
-