

Lesson 2

The Holy Spirit Comes!



Theme: Beginning of the church — Preaching the gospel

Sunday Morning Lesson

Pre-Class Activity

Bible Facts: Sailing Through the Bible Facts

Memory Verse: Write the Memory Verse as words or phrases on several sticky notes. Stick each note on a student's shirt. Have students form a line and put themselves in order to arrange the Memory Verse. For older students, place the sticky notes on their backs so they must work together to complete the project. Place sentence strips in the pocket chart to show the verse. Talk briefly about the meaning of the verse and how it relates to the quarter's study.

Prayer

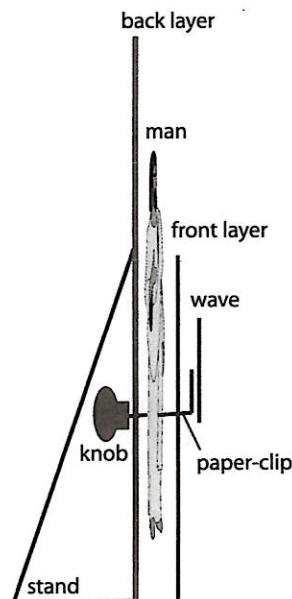


Teaching Today's Lesson

1. For non-reading students, read Acts 2:1-6. Have reading students find and mark Acts 2:1 in the classroom Bibles.
2. Ask students to bring the Bibles and move to the Bible story area.
3. Establish the setting of the lesson by asking a student to point to the place on the time line when today's events took place.
4. Further establish the setting by asking a student to show Jerusalem on a map.
5. Introduce Lesson Graphics and props using the *Journeys for Jesus Suitcase* as described on page 9 of this Guide.
6. Tell the story using *The Gospel is for All Lesson Graphics* and other props such as paper cut to look like tongues of fire and a fan to create wind.
7. Tell the story and teach the lesson emphasizing the following scenes and points, tailored to the students' ages:
 - Jews from all over the world came to Jerusalem for Pentecost.
 - The Holy Spirit came and filled Jesus' apostles so they preached about Jesus and how to be saved in Him.
 - 3,000 people received the gospel and were baptized into Christ for forgiveness of sins.

- The apostles kept preaching in the name and Jesus, and more people were baptized.
8. Take from the *Journeys for Jesus Suitcase* the Lesson Graphic of the tongues of fire coming on the apostles. Tell story of the coming of the Holy Spirit on the day of Pentecost. Explain that the “tongues” were languages the apostles did not know before. The Holy Spirit worked so that people who spoke different languages could hear the good news about Jesus.

9. Make an interactive and moveable baptism scene to be used in this and subsequent lessons. Luke records several baptisms; this activity is designed to demonstrate baptism by immersion.

- Construct a baptism scene using the man graphic on page 73 of this Guide. As shown in the photograph, make the base from two pieces of poster board that are layered. The back layer has sky, grass, and water.
 - Cut a hole in the back of this layer to use in turning the man.
 - The front layer is about two-thirds the height of the back layer and also has a wave. This forms a pocket in which the man graphic may be turned so he will go behind the front layer to demonstrate immersion.
- Attach a wooden cabinet knob to the back of the man with hot glue, being sure to fill the hole with hot glue. Slide the man graphic down into the pocket so that the wooden knob inserts into the hole of the back layer. To create a pivot on which the man will turn, insert a straightened paper-clip through the front layer and the man graphic and into the hardened glue inside the knob. Bend the extra portion of the paper-clip at a right angle under the wave.
- Attach triangular flaps so the display will stand up.
- Turn the knob clockwise so the man will go “under” the water. Turn the knob counter-clockwise to bring him up out of the water.



Things to Get or Do for Sunday Morning

-
-
-
-
-

Lesson 2

The Holy Spirit Comes!



Theme: Beginning of the church — Preaching the gospel

Wednesday Night Lesson

Pre-Class Activity

Bible Facts: Sailing Through the Bible Facts

Memory Verse: Using the sticky notes from Sunday, stick them at different places around the classroom. Have students find the sticky notes and arrange them correctly on the marker board to display the verse. Place sentence strips in the pocket chart to show the verse. Read the Memory Verse together out loud.

Prayer

Starter

Let's think about three words that rhyme — celebrate, wait, and anticipate. What are some things we remember or *celebrate* only once a year? We have special days such as birthdays or the Fourth of July. We have to *wait* for the special day to come. How do you feel as you wait and then when the day is almost here? We often *anticipate* these special days. What are some things you might do as you anticipate the special day or event? We think about the event and make plans to celebrate.

Put yourself in the apostles' place after Jesus went back into heaven. He told the men to stay in Jerusalem until the Holy Spirit came on them in a special way. While they *celebrated* Pentecost, the apostles *waited* and *anticipated* what would happen next. They must have been excited and anxious at the same time. What God had planned and promised for a long time was about to happen. The good news of salvation was about to be preached so people anywhere and everywhere could be saved!

Briefly review the lesson from Sunday morning and read Acts 2:1-6.

Illustrations and Applications

1. **Objective:** To give students a purpose for listening carefully by emphasizing the events just before the preaching of the gospel on the Day of Pentecost

On the board, write the following action terms:

Heard—

Saw—

Showed power—

Tell students that as you discuss the lesson story they are to listen for three things: what the apostles, believers and others *heard* (a mighty rushing wind) and *saw* (tongues of fire) and who *showed power* (the Holy Spirit). When they hear each of these things, they are to raise their hands and be ready to explain why they raised them. Beside each action term write how it was expressed in the story.

☀ 2. *Objective: To help students identify with the apostles*

Have students role play the apostles. Make a headband with a tongue of fire on it. Put it on the students, one at a time, and have them describe what is happening to them, as it happened to the apostles, and the results. Discuss that we are not apostles today, but we can and should tell the good news about Jesus to others.

☀ 3. *Objective: To demonstrate the result of real repentance*

Bring in a plant that is wilting or nearly dead. Tell the students you have neglected to water it and this is what happened. Have the students describe the result of your neglect. Then tell students you want to repent of that neglect. What will you do? What will be the result? Then water the plant, put it near light and watch it flourish during the quarter. Refer to the plant occasionally as the quarter progresses and discuss and reinforce the subject of repentance.

☀ 4. *Objective: To reinforce how the gospel works*

Prepare cards with the following action words printed on them: Speaking, Hearing, Learning, Receiving, Acting. Have the students arrange the cards in logical order. Read aloud from Acts 2:36-41. Have the students identify each activity in these verses. Discuss that the gospel works the same way today and following it has the same results.

Journeys for Jesus Journal

I am Peter. The Jews' special day called Pentecost has come and people from all over the world are in Jerusalem. It is time for me to tell people about Jesus' resurrection. I feel ...

**Things to Get or Do
for Wednesday Night**

-
-
-
-
-