


Lesson 4

## Daniel and Ezekiel Obey



**Theme:** Faith — Doing God’s work even when it’s hard

### Sunday Morning Lesson

#### Pre-Class Activity

**Bible Facts:** Nail Down the Bible Facts

**Memory Verse:** Give each student an opportunity to say the Memory Verse for the class. When each one completes it, the students may show their approval as directed by the teacher. Help students who struggle with the memory work to be successful. Begin a display, such as the sample on page 9 of this Guide, that will eventually feature all three Memory Verses for the quarter. For today’s recognition, add a board and the first Memory Verse. Have notes and nails ready to attach the names of students who “nail” the verse.

#### Prayer

#### Teaching Today’s Lesson

1. For non-reading students, read Daniel 6:16, 23, 25-27. Have reading students find and mark Daniel 6:16 in the classroom Bibles.
2. Ask students to bring the Bibles and move to the Bible story area.
3. Establish the setting of the lesson by asking a student to point to the place on the time line when today’s events took place.
4. Further establish the setting by asking a student to show the Persian Kingdom on a map.
5. Introduce Lesson Graphics using the “Build Your Life for God Tool Apron” as described on page 8 of this Guide.
6. Tell the story using the *Building Your Life for God Lesson Graphics* and other props such as plastic or stuffed lions.
7. Tell the story and teach the lesson emphasizing the following scenes and points, tailored to your age group:
  - Daniel continued to serve as God’s prophet in exile under the rule of King Darius.
  - Out of his love for God, Daniel went home to his room three times a day to pray.
  - Darius’ princes were jealous of Daniel and plotted to have Daniel thrown to the lions for praying to God instead of to Darius.

- Daniel courageously continued his prayers to God and was thrown into the lions' den where God sent His angel to shut the lions' mouths.
  - Daniel is a hero and an example of how we can and must honor and trust God, even in difficult or frightening circumstances.
  - God sent Ezekiel to talk to the people of Israel and try to turn them back to God. Ezekiel was to tell his message if they listened or if they did not.
8. Reveal plastic or stuffed lions and lesson graphics as you tell story of King Darius and Daniel in the lions' den. Read aloud together Daniel 6:16, 23, 25-27. Act out story of Daniel in the lions' den, with students being Daniel, king, guards, and lions.
  9. Have a big cardboard box for a lions' den. Another box may be used for Daniel's room with a window cut out and opened. Assign roles and re-enact the story of Daniel in the lions' den. Discuss how it was not easy for Daniel to keep praying as he always had, because he knew he would be thrown to the lions. Who would know or care if Daniel did not pray? Wouldn't people understand he was saving his skin? But Daniel wanted to do God's will, and he did it even when it was hard. Encourage students to make Daniel their hero.
  10. Reveal a rock and talk about how hard it is. In calling Ezekiel to his work as a prophet, God said He would make Ezekiel's face and forehead hard as people's were hard. Talk about what this means. Ezekiel must tell his message whether or not people listen. Discuss the work of a watchman and his responsibility. What if he does his work? What if he does not?
  11. Play Riveting Riddles—Add riddles and names for this week's lesson, and play as a team game.


**Things to Get or Do  
for Sunday Morning**

- 
- 
- 
- 
-



Lesson 4

# Daniel and Ezekiel Obey



**Theme:** Faith — Doing God's work even when it's hard

## Wednesday Night Lesson

### Pre-Class Activity

**Bible Facts:** Nail Down the Bible Facts

**Memory Verse:** Repeat the Sunday morning memory work activity for any students who were not present. Talk with the students about what the Memory Verse tells us about God.

### Prayer

### Starter

Lane was 14 when she went to church for the first time. Her parents were good people, but they had never been interested in spiritual things. When Lane was younger, her dad had a bad experience with a church, so he never became involved again. One of Lane's friends asked her to go to Bible study and worship one Sunday, and Lane went.

She was impressed by the good singing and the respectful way men led prayers. The preacher's sermon was about Jesus, and Lane learned for the first time about Jesus' dying on the cross. Many people of the church were friendly, and Lane wanted to go again.

For about a year, Lane attended the church services whenever she could. In fact, she started going almost all the time. She learned about the Old and New Testaments. She learned about God, Jesus, and the Holy Spirit. Lane learned about sin and how Jesus did something about it. Lane had a good heart, and she decided to become a Christian.

This was a difficult step for a 15 year old girl. She would be the only person in her family who was a Christian. On Sundays, her family would be involved in various activities, but Lane tried hard to go to Bible study and worship. Sometimes on Wednesday nights when she wanted to go to Bible study, Lane's parents had other plans. It was not easy, but Lane tried her best to follow God's will. Other people we read about in the Bible had hard things to do when they did God's will.

### Illustrations and Applications

1. **Objective:** *Illustrate the success of people who choose to stand with God in difficult times*

Divide the class into groups; or if the class is small, this activity may be done as one group. Have students list as many Bible heroes as they can — those who obeyed consistently even when it was hard. As a class, talk about the specific aspects of their obedience. Write them on the left half of a marker board. Lead a discussion with the

students about characteristics we must develop to stand with God when it's hard. Write these in a column to the right. Examples are these:

- |  |                       |
|--|-----------------------|
| • Joseph — obeying God in Egypt                        | good choices          |
| • Moses — leading Israel out of Egypt                  | stop making excuses   |
| • Joshua — leading Israel to take the Promised Land    | deciding to serve God |
| • Elijah — facing the prophets of Baal on Mount Carmel | trusting God          |
| • David — facing the giant Goliath                     | obeying God           |
| • Jesus — everything He did                            | servicing God         |
| • Paul — taking the gospel to the Gentiles             | loving people         |

Save Daniel to be the last hero. Have students briefly retell the story from their Sunday lesson and talk about him as a hero.

2. *Objective: Help students know how to pronounce names*

Add to the BIG Word Wall. For this lesson, the name is Darius.

Darius                      dā rī'ūs                      duh RYE us

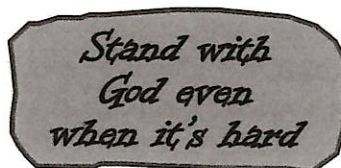
3. *Objective: Demonstrate being stubborn*

Using blue masking tape, make a 12" X on the floor in the middle of the room. The teacher stands on the big blue X. Choose a couple of students to "move" the teacher around. Let students choose a spot for the teacher to stand in and gently push her to this spot. Repeat with different students. Now, choose two more students to "move" the teacher to another chosen spot. But the teacher becomes stubborn. When a student tries to "move" the teacher, the teacher resists and holds her ground. The student pushes a little harder, but the teacher is stubborn. Ask the students about how being stubborn can be good and can be bad. If we stubbornly hold our ground to do what we want to do and refuse to follow instructions from our parents or God, we have made a big mistake. This is a bad kind of stubbornness. If, however, we know we are right in our actions and stubbornly keep doing them even when someone tries to get us to stop, this is good. Apply this to Ezekiel, who had a hard job in speaking God's message, but he stubbornly kept doing it.

OT —————> NT

Who is your hero? Guide students to list qualities of heroes. Ask them to name some of their heroes. These will likely be current entertainers and athletes. Gently help the students begin to see that people who have talent and those who have character are often entirely different people. Talk about some men and women we read about in the Bible whom we can have as heroes.

**Building  
Block Ideas**



**Things to Get or Do  
for Wednesday Night**

- 
- 
- 
- 
-