


Lesson 3

## Daniel and Babylonian Kings



**Theme:** Faith —Trusting the Word of God spoken through prophets

### Sunday Morning Lesson

#### Pre-Class Activity

**Bible Facts:** Nail Down the Bible Facts

**Memory Verse:** Reproduce a worksheet, tailoring the Memory Verse to your students, such as the sample on page 69 of this Guide. Provide one for each student. Have the students complete the worksheet, trying first without using a Bible. If necessary, allow students to use the Bible to finish or correct the worksheet. Remind students that next Sunday will be the day for each one to recite the Memory Verse in class.

#### Prayer

#### Teaching Today's Lesson

1. For non-reading students, read Daniel 5:26-28. Have reading students find and mark Daniel 5:26 in the classroom Bibles.
2. Ask students to bring the Bibles and move to the Bible story area.
3. Establish the setting of the lesson by asking a student to point to the place on the time line when today's events took place.
4. Further establish the setting by asking a student to show Babylon and Persia on a map.
5. Introduce Lesson Graphics using the "Build Your Life for God Tool Apron" as described on page 8 of this Guide.
6. Tell the story using the *Building Your Life for God Lesson Graphics* and other props.
7. Tell the story and teach the lesson emphasizing the following scenes and points, tailored to your age group:
  - With God's power, Daniel interpreted Nebuchadnezzar's dream about a strong tree.
  - The dream was a message of warning to Nebuchadnezzar of the consequences of his refusal to give glory, honor, and praise to God.
  - God carried out His judgment on Nebuchadnezzar by causing Nebuchadnezzar to "have the mind of an animal" and live with the wild animals for seven years.
  - When Nebuchadnezzar came to his senses and honored God, the Lord restored him to live in the palace again as king of Babylon.


- After Nebuchadnezzar died, his son Belshazzar became king and worshiped idols and was too proud to serve God.
- Belshazzar and his nobles used cups from God's temple to drink wine as they praised their idols made of wood, metal, or stone.
- God sent a message to Belshazzar by having a human hand write on the wall.
- Daniel reminded Belshazzar of all that God had done for Nebuchadnezzar and then told Belshazzar what the writing meant.
- Because of Belshazzar's pride, idol worship, and refusal to honor God, Belshazzar was killed, and God gave his kingdom to the Medes and Persians.
- In order to please God, we must give up our pride and give Him all glory, honor, praise, and obedience.

8. Reveal the lesson graphics as you tell story of Nebuchadnezzar's dream and its fulfillment, Nebuchadnezzar's pride and the writing on the wall, including Daniel's interpretation of dream and writing. Read together Daniel 5:26-28.

9. Create a wall display that gives the impression of a hand writing on the wall. Explain that the display is not how the writing really happened, but this is a way that will help us imagine what happened. Use two pieces of heavy poster board of the same color, and if possible the same color as the classroom wall. Bend over 1" and crease the edges of poster board 1 along both the long sides forming a channel. Cut poster board 2 to fit in the width of the channel.

Down the middle of poster board 1 that forms the channel, print the words "mene mene tekel parsin." Cut out the hand found on page 65.

Mount the hand to poster board 2 on the left edge at the middle. Slide poster board 2 in the channel of poster board 1. As you tell the story about the hand writing on the wall, slowly slide poster board 2 to the right, inside the channel of poster board 1, revealing the writing just under the finger.




10. Play "Riveting Riddles" with added riddles and names.

**Things to Get or Do for Sunday Morning**

- 
- 
- 
- 
-

### Lesson 3

## Daniel and Babylonian Kings



**Theme:** Faith —Trusting the Word of God spoken through prophets

### Wednesday Night Lesson

#### Pre-Class Activity

**Bible Facts:** Nail Down the Bible Facts

**Memory Verse:** Reproduce a worksheet, tailoring the Memory Verse to your students, such as the sample on page 70 of this Guide. Provide one for each student. Have the students complete the worksheet, trying first without using a Bible. If necessary, allow students to use the Bible to finish or correct the worksheet. Remind students that next Sunday will be the day for everyone to recite the Memory Verse in class. Work with struggling students as time allows.

#### Prayer

#### Starter

Seventeen year old Blake had a lot going for him. He was the quarterback of the football team, the captain of the baseball team, and excelled in basketball. Blake was a nice looking guy, and he did well in school. He had a personality that made him easy to like, and most people did. Blake had a lot of friends, and went out with pretty much any girl he chose. Midway into his senior year of high school, Blake got a brand new Corvette. He had the sharpest car of anyone at school. Several colleges started talking to Blake about an athletic scholarship.

About this time, Blake's friends began to notice a change in him. He wasn't as friendly as he had been. Sometimes he made fun of another guy's car. One time he asked a girl for a date, and then never showed up. The next day, one of his friends asked him about it. Blake said, "It's no big deal. She'll get over it." When he went out with his friends, Blake talked mostly about himself and the offers he had received from universities.

Blake became not so likeable. Guys didn't really like to be around him. Girls didn't want to go out with him. It was clear to everyone but Blake that he thought far too much of himself. He had so much going for him and received so many things that he forgot he was not the only person in the world. Blake was not the only person to think this way.

#### Illustrations and Applications

1. **Objective:** *Distinguish between different types of pride.*

Have students retell the stories of Nebuchadnezzar and Belshazzar from Sunday and identify their pride. Provide two containers labeled "Pleasing Pride" and "Boasting Pride."

respectively. Print cards that have examples of each type of pride, such as parents are proud of your good decision, God is pleased with your worship, I'm the best pitcher on our team, I make all As. Have students draw cards and put them in the right container. Allow students to discuss any that may be difficult to distinguish.

2. *Objective: Help students know how to pronounce names and words*

Add to the BIG Word Wall. The names for this lesson are Nebuchadnezzar and Belshazzar. Review Nebuchadnezzar from Lesson 1. Say the name Belshazzar for the students, and then ask the students to say it together with you three times. Also, learn the pronunciation and meaning of the words written on the wall: mene, mene, tekel, parsin.

Belshazzar	běł shăz'zăr	bell SHAZ zar
Mene	mē'nē	MEE nee
Tekel	tē'kěl	TEE kel
Parsin	păr'sĭn	PAR sin

3. *Objective: Illustrate that everything comes from God*

On different pieces of paper, write things a student might have or talents he might possess. Put them in a bowl or basket and let students take turns choosing one. Read what is on the paper and discuss where the object or talent came from. Carry each discussion back to God who gives us all things. Talk about why we shouldn't be proud and shouldn't trust in ourselves. Examples are athletic talent, beauty, latest gadget, clothes, house, beautiful voice, good grades, and toys.

*Honor God*

**Building  
Block Ideas**

*Be Humble*

**Things to Get or Do  
for Wednesday Night**

- 
- 
- 
- 
-