


Lesson 1

God's People Become Slaves



Theme: Obedience — Knowing God punishes disobedience

Sunday Morning Lesson

Pre-Class Activity

Bible Facts: Nail Down the Bible Facts (See page 7 of this Guide)

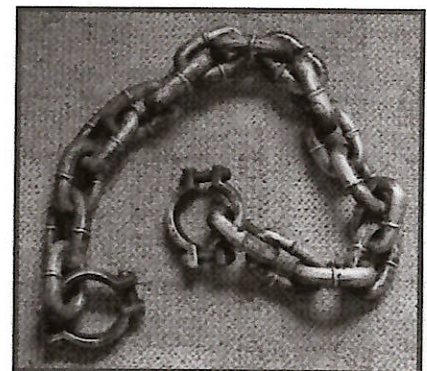
Memory Verse: Make or purchase heavy card stock footprints, both right and left. Print each word of the Memory Verse on a footprint, alternating right and left. Arrange the footprints in order to make a trail, so that a student can step on the words and say them. Have students walk the trail and say the Memory Verse. Since you are introducing a new Memory Verse, have them walk the trail and say the verse a few times. Place sentence strips in the pocket chart to show the verse. Talk about *Who? What? When? and Where?* in connection with the verse.

Prayer

Teaching Today's Lesson

1. For non-reading students, read 2 Chronicles 36:11-21. Have reading students find and mark 2 Chronicles 36:11 in the classroom Bibles.
2. Ask students to bring the Bibles and move to the Bible story area.
3. Establish the setting of the lesson by asking a student to point to the place on the time line when today's events took place. (Using a lighted telescoping pointer, which can be purchased in the toy section of a discount store, is exciting for students and solves height problems if the time line is mounted high on a wall.)
4. Further establish the setting by asking a student to show the Babylonian Kingdom on a map.
5. Introduce Lesson Graphics using the "Build Your Life for God Tool Apron" as described on page 8 of this Guide.
6. Tell the story using the *Building Your Life for God Lesson Graphics* and other props such as a plastic or paper crown labeled Nebuchadnezzar, swords, chain or rope, and treasure.
7. Tell the story and teach the lesson emphasizing the following scenes and points, tailored to your age group:
 - God showed great patience with His people, using His prophets to tell them that they must obey or face God's punishment.

- The people ignored God, worshiped idols, and made fun of the prophets who warned them.
 - In Babylon, King Nebuchadnezzar, his people, and his army wanted to rule the whole world.
 - God used Babylon to punish His people.
 - The Babylonian army destroyed Jerusalem and its walls, took God's valuable things from the temple, and burned the temple and the palace.
 - God's people were taken away to be slaves in Babylon.
 - God punished His people because He loved them and wanted to teach them to obey Him.
 - God loves us today and has given us the Bible to help us know the Lord and obey Him.
8. Outfit the classroom with various toy and real building tools or pictures of building tools. Introduce the theme of *Building Your Life for God* by having students point out various tools around the room and discussing how they might be used to build something. Discuss using tools to learn God's Word and using God's Word to change our hearts and build our lives for God.
 9. Read aloud together 2 Chronicles 36:11-21. Discuss why God allowed the captivity of His people to happen.
 - ☀ 10. Load the "Build Your Life for God Tool Apron" with graphics related to the lesson and provide props such as swords, treasures, and a chain or rope. Boxes wrapped with colored paper may be used for the walls of Jerusalem. Mark with masking tape places in the classroom to designate Judah and Jerusalem and Babylon. Tell the story of the Israelites being taken captive by Nebuchadnezzar, king of Babylon using the props provided. Discuss why God allowed this to happen. "Bind" the students with a rope or chain and lead them captive from Jerusalem to Babylon. Oversized toy chains may be purchased in the seasonal department of a discount store.




Some good resources for the Babylonian captivity may be found at www.bible-history.com/map_babylonian_captivity/

Things to Get or Do for Sunday Morning

-
-
-
-
-

Lesson 1

God's People Become Slaves



Theme: Obedience — Knowing God punishes disobedience

Wednesday Night Lesson

Pre-Class Activity

Bible Facts: Nail Down the Bible Facts (See page 7 of this Guide)

Memory Verse: Using the footprints from Sunday, place them in a trail but pull out several key words, scattering the missing words around on the floor. Have students work together to place the footprints in the correct order to complete the trail. Have students walk the trail and say the verse. Place sentence strips in the pocket chart to show the verse.

Prayer

Starter

Michelle really wanted an i-Pod she could take with her to the track or mall, or wherever she went. Her parents told her they would help her buy a new one if she would work to pay for part of it. In addition to her regular chores, Michelle did special jobs around the house and, after a few months, earned the amount she needed to buy the i-Pod.

The i-Pod had a good sound, and Michelle used it a lot. Michelle's parents helped her buy songs that had good music with decent lyrics. Michelle was careful to stay away from songs with bad lyrics. One day, Michelle's friend, Joy came over and brought her music collection. Joy had a few songs Michelle was not allowed to have. The girls listened to the songs and Michelle liked one group a lot, even though some of the lyrics were not good.

Michelle decided to buy the group's songs on i-Tunes. She intended to play these songs only every now and then, and hide the music from her parents. It wasn't long before Michelle was careless, and her mom found the songs. She warned Michelle about the words to the songs and erased the songs. Michelle really liked the music, so she went on i-Tunes and found the songs again. After a few days of Michelle's listening to the bad music, her parents discovered she had the songs again. This time, they took away the i-Pod and all the music. Michelle lost it all because she would not listen to her parents.

Something like this on a much larger scale happened to the nation of Judah many years ago. The people of Judah were God's people, and He often spoke to them about what to do and how to live. For a while, the people of Judah listened to God and followed His will. But as time passed, the people started serving the gods of other nations. God warned them about this sin, but hardly anyone listened. They continued to do what they wanted to, until finally God took away their land and removed them to a foreign land. This is called Judah's "captivity."

Illustrations and Applications

1. *Objective: Discuss tools for learning God's Word.*

Have students point out important tools around the room that we must use to learn more about God and His Word—Bibles, posters, timeline, maps. Discuss using these tools to learn God's Word and using God's Word to change our hearts and build our lives for Him.

2. *Objective: Reinforce the story of the people being taken captive.*

Using the Lesson Graphics and props from Sunday morning, allow the students to retell the story of Judah being taken captive by Nebuchadnezzar. Supplement or correct the story as needed. Guide the students to talk about why God allowed this to happen.

3. *Objective: Help students know how to pronounce names*

The name to work on in this lesson is Nebuchadnezzar. Write the phonetic spelling and the pronunciation guide on a poster board strip. Start a BIG Word Wall display to add names from future lessons. For planning purposes, be aware that a total of eighteen words will be suggested to be included on the wall.

Say the word and then let the students say it a few times with you. Have 3x5 cards with letters spelling Nebuchadnezzar on them, one letter on each card. Pass out the cards and have the students put them together correctly on the floor to spell the Babylonian king's name.

Nebuchadnezzar

něb'ə kəd něz'ər

NEB eh ked NEZ er

OT → NT

Israel's sins brought about captivity. God's power and grace brought about rescue and restoration. Our sins cause us to be lost and "captive" or "in slavery." Jesus' love and sacrifice brings rescue and being right with God.

Listen

**Building
Block Ideas**

Be Sorry

**Things to Get or Do
for Wednesday Night**

-
-
-
-
-