


Isaac: Son of Promise

Theme: Faith — Trusting God in all circumstances



Sunday Morning Lesson

Pre-Class Activity: For younger students: Have a line-drawing of Abraham offering Isaac that includes a ram in a bush. You may use www.clipart.com # 21408701 and remove the color or obtain a picture from a coloring book. Prepare a separate bush that fits into the picture. Have students color the picture to be used later in reviewing the story. Attach Velcro dots to the separate bush and to the colored picture. The bush covers the ram until God tells Abraham that it's there.



For older students: Prepare a worksheet with names to unscramble of people studied to this point: Adam, Eve, Cain, Abel, Seth, Noah, Ham, Shem, Japheth, Abraham, Sarah, and Isaac.

Bible Facts: Brush Up On Bible Facts

Memory Verse: Have Memory Verse strips face down and out of sequence on the floor in front of the pocket chart. The students unscramble the strips and place them correctly in the pocket chart.

Prayer


Lesson of the Day

Ideas for Telling the Story

1. In the classroom Bibles, find and mark Hebrews 11:17-19.
2. Review ways Abraham showed his faith and trust in God.
 - He left his home and family to go to a place God would show him.
 - He allowed Lot to choose the land he wanted and happily received the other land.
 - Tell students that today we'll be studying the way God tested Abraham's faith.
3. Take the Bibles and move to the Floor Map Bible Story Center. Have two children point out on the time line and map approximately when and where today's lesson events took place.

Things to Get or Do
for Sunday Morning

-
-
-
-
-

4. From the *All Things Made New Gift Box*, take out a bundle of sticks, a knife, and toy sheep. Ask the students how these objects fit into today's lesson from the Bible. 
5. From the *All Things Made New Gift Box* take the Lesson Graphics for today's lesson. With all the objects and graphics, tell the story of Abraham's test of faith. Explain that a test can be positive in that it gives someone a chance to show what they know and can do. It's not only to find out what you don't know or can't do. God did not "test" Abraham so He could catch him doing something wrong. He "tested" Abraham by giving him a chance to show what he believed. He also helped Abraham see for himself how strong his own faith was.
6. Read together Hebrews 11:17-19. The teacher reads the passage again, leaving out key words. The students follow along and fill in the key words, first in a soft voice and then in a louder voice.



Wednesday Night Lesson

Pre-Class Activity: Prepare a worksheet for matching key people and events. For younger students use pictures, and for older students use words.

Bible Facts: Brush Up On Bible Facts

Memory Verse: Have the Memory Verse strips scrambled in the pocket chart. Have the students straighten them out and arrange them correctly. Talk about the Memory Verse and why it is good to learn it.

Prayer

Starter

Hal wanted a certain game like he had never wanted anything before. He started asking for the game several months before his birthday. He let his parents know that this was all he wanted. At long last, Hal's birthday arrived and he received the game he had waited for. He tore into the box, inserted the game in the player, and spent the rest of the day playing the game.

Within a few days of his birthday, Hal met Ronnie at school. Ronnie was a new student who had just moved into town. The guys hit it off immediately and became good friends. Ronnie's birthday was coming up soon, and Hal wanted to give him a present. Ronnie wanted the same game Hal had, but he knew his family couldn't afford it at the moment. Hal knew how much Ronnie wanted the game, so he decided to give him his game. What do you think about Hal who would give away his favorite game?

God asked Abraham to give up his son Isaac, whom he had wanted and waited for a long time. Why did God ask Abraham to do this? And what did Abraham do about God's instructions?


Briefly Review the Lesson Story from Sunday Morning

Ideas for Illustrating and Reinforcing the Story

1. *Objective: Review and reinforce the lesson story from the Bible*

Using the objects and graphics from the *All Things Made New Gift Box*, have students act out the lesson and show you what they know about the story of Abraham offering Isaac.

2. *Objective: Demonstrate trust*

 Show students a bowl of dirt and a bowl of cotton balls. Discuss with the students how it would feel to put your hands in each bowl. Blindfold a student and ask him if he trusts you to give him what he needs the most, explaining that you will put his face down into one of the bowls. Guide him all around the room and then to the bowls. Put his face down into the cotton balls. Discuss how this might apply to Abraham's faith and willingness to obey God.

3. *Objective: Demonstrate that a test can be positive*

☀ Prepare a simple test for the students that may be given orally or in printed form. Call the test “A Chance to Show What You Know.” The questions may be the following:

1. Who created everything?
2. What bad thing did Cain do?
3. Is it okay to tell lies?
4. Who built the ark?
5. Does Jesus love everyone?

Allow each student to grade his or her test. All students will make an A+ on the test. Talk about how this gave them a chance to show their Bible knowledge. Make application to the test God gave Abraham. See comments in Sunday morning Lesson Guide, page 34, Activity 5.

4. *Illustrate the difficult test Abraham had when God said to offer Isaac*

☀ Have several choices of stickers and allow each student to choose his or her favorite. Tell the students the sticker means “Good Work” and having it will make their parents proud of them. Tell everyone that students who have a sticker at the end of class will get some kind of reward. After everyone chooses a sticker and has it attached and feels good about it, tell the class you want the stickers back so you can throw them away, because there will be no recognition of “Good Work” and no rewards. Once the children become willing to give you the stickers, give them both the stickers and the rewards. Discuss how Abraham must have felt to receive Isaac and then to hear God tell him to sacrifice Isaac. But Abraham trusted God and obeyed Him.

**Things to Get or Do
for Wednesday Night**

-
-
-
-
-