


# Abraham and Lot

**Theme:** Obedience — Making good choices



## Sunday Morning Lesson

**Pre-Class Activity:** Follow the sample on page 79 of this Guide to make a worksheet for the new Memory Verse. For younger students, have paper, pencils, crayons or markers and have them draw a picture of the new Memory Verse.

**Bible Facts:** Brush Up On Bible Facts

**Memory Verse:** Introduce the new Memory Verse. Have Memory Verse strips in the pocket chart. Read it aloud together. Ask “Who, What, When, and Why” about the Memory Verse.

Prayer

Lesson of the Day

### Ideas for Telling the Story


1. In the classroom Bibles, find and mark Genesis 19:26. Have one child use a pointer to point out on the time line when today’s lesson events took place.
2. Ask students to take their Bibles and move to the Floor Map Bible Story Center.
3. Have large numbered cards. Make them with 8.5 X 11 white card stock with large numerals printed in different colors or written with colored markers. Have a card for each of the following numbers: 50, 45, 40, 30, 20, 10.
4. Have the Lesson Graphics and the numbered cards in the *All Things Made New Gift Box*. Tell the story of Abraham’s letting Lot choose land and the destruction of Sodom and Gomorrah. Use the Lesson Graphics and the numbered cards at the appropriate times as you tell the story. Read Genesis 19:26 in unison at the appropriate time in story. Emphasize making good choices and obeying God.
5. To reinforce the Bible story, have students act out the story, letting them take turns being Lot and Abraham and Lot’s wife as you read parts of Genesis 19.
6. If the interactive teaching board suggested on page 5 of this Guide

### Things to Get or Do for Sunday Morning


- 
- 
- 
- 
-

is available, have the students go to the board. Allow everyone to look at it a few moments and then to turn over the figure of Lot's wife. Have students tell the part of the story featured on the Teaching Board.

## Wednesday Night Lesson



**Pre-Class Activity:** For younger students: Review Bible Knowledge Expectations and put a sticker on the back of their hands for each one they get right.

 For older students: Prepare a Crossword Puzzle featuring main people, places, and events studied to this point — Adam, Eve, Satan, Cain, Abel, Noah, Flood, Rainbow, Abraham, Lot, Sarah, Canaan, Tower of Babel. An online puzzle maker is available at [www.puzzlemaker.school.discovery.com](http://www.puzzlemaker.school.discovery.com)

**Bible Facts:** Brush Up On Bible Facts

**Memory Verse:** Read the Memory Verse together. Ask the students what they remember of “Who, What, When, and Why” about the Memory Verse.

### Prayer

### Starter


Kelly met Rachel on the first day of school in Ms. Michael’s fifth grade class. Kelly liked Rachel and wanted to be friends, but she started noticing that Rachel made bad choices. Rachel copied other students’ work and said it was her own. When she got mad, Rachel used bad words. When Kelly visited Rachel’s house, she saw Rachel being disrespectful to her parents. The more Kelly was around Rachel, the more Rachel’s attitudes rubbed off on her. But Kelly didn’t see what was happening. Something like this happened to Lot when he chose to live near Sodom.

Abraham’s nephew Lot chose Sodom because it was a good grazing land for his animals. God’s record in Genesis tells us Lot saw “all the valley of the Jordan, that it was well watered everywhere ... like the garden of the Lord” (Genesis 13:10). But Genesis also tells us something else: “Now the men of Sodom were wicked exceedingly and sinners against the Lord” (Genesis 13:13). Lot moved to live near Sodom and in time became attached to Sodom. Lot was saddened by how people in Sodom lived (see 2 Peter 3:6-7), but he didn’t want to leave the city.

### Briefly Review the Lesson Story from Sunday Morning

### Ideas for Illustrating and Reinforcing the Story

1. *Objective: Demonstrate how things that look good are not always good*


 Have a large pretty gift bag containing rocks and grass and a small brown wrinkled paper bag containing candy. Let the students choose which bag they want first by looking only at the outside. Next, show what’s inside each bag, and then let the students choose again. Discuss how something that looks good on the outside isn’t necessarily what we would choose if we could see what is on the inside. Compare this to Lot’s choice of land he thought was the best and how it ended up costing him everything he had.

Discuss choices we make and why we might choose the best objects for ourselves — “Somebody will have them, and it might as well be me.”

2. *Objective: Illustrate how we can become attached to something and want it, even though it is not good or it is not the best we can have*

Prepare a wrapped package before class. All during the class period, let the students take turns holding the package. When each student holds the package, put his or her name on the attached gift card. You want them to be attracted to the package and become attached to it, feeling it belongs to them. Near the end of the class period, put the package in the center of the students. Talk about how nice it looks and speculate on what’s inside. Build up their curiosity and attraction to the package. Finally unwrap the package to reveal only torn, dirty clothes or an old broken toy no one would want. Discuss how we can get attached to something because of how it looks on the outside, but that it’s really not good. Talk about Lot’s wife being so attached to Sodom that she disobeyed God.

3. *Objective: Illustrate the consequences of disobeying God*

 Reproduce a simple picture of a woman. Cut one out of card stock for each student. Spread paper on the table or desks that can be thrown away after this activity. Discuss Lot’s family fleeing Sodom and Mrs. Lot looking back. Talk about why she disobeyed God and looked back. She must have hated to leave her home and friends. She thought looking back one more time wouldn’t hurt anything. Have children spread glue over the woman and cover her with coarse salt. Talk about how horrible this was for Lot’s wife and for Lot and his daughters. Discuss some bad choices that we may make and the bad consequences we may bring on ourselves.

### Things to Get or Do for Wednesday Night

- 
- 
- 
- 
-