


Joseph's Family Moves to Egypt

Theme: Love and obedience — Caring for family



Sunday Morning Lesson

Pre-Class Activity:  Make a fill-in-the-blank worksheet as on page 79 in this Guide, but without “New” in the title. This helps prepare students for reciting the Memory Verse in class.


Bible Facts: Brush Up On Bible Facts

Memory Verse: Give each student an opportunity to say the Memory Verse for the class. When each one completes it, the children may show their approval as directed by the teacher. Help students who struggle with the memory work be successful. Give guests an opportunity to say the Memory Verse. Have the Memory Verse printed on a sheet of paper or enlarged on a poster. Complete the display that now features all Memory Verses and the names of students who said them. Prepare a card for each student with his or her name and the Memory Verse citation ready to put on the display. A sample wall display is shown on page 11.

Prayer

Lesson of the Day

Ideas for Telling the Story


1. In the classroom Bibles, find and read together Genesis 46:1-4.
2. Have a student use a pointer to show on the time line when today's lesson events took place.
3. Move to the Floor Map Bible Story Center. Using the large floor map and the Lesson Graphics from the *All Things Made New Gift Box*, tell the story of Joseph's family moving to Egypt.
4.  Have the students be Jacob's family. Have various containers to put things in — sacks, boxes, pieces of luggage. Have the students clean out their desks, pack up anything and everything in the classroom that you will allow. Get all the containers packed and piled together. Have the students form an entourage with all their “stuff” and move to Egypt. It is one thing to take a trip, but it is quite another to move all your family and all their belongings. Talk about how Jacob and his family might have felt since they were leaving the special land God had promised to Abraham many years before. It was a sad but necessary move. They would starve to death

Things to Get or Do for Sunday Morning

-
-
-
-
-

if they stayed in Canaan. God was providing for them through Joseph, but this meant moving to Egypt.

5. Show on a map how far it was that Jacob's family traveled to go from Canaan to Egypt.



Wednesday Night Lesson

Pre-Class Activity: Provide paper or card stock, crayons and markers and have children make a Get Well card for a member of the church who is sick. Talk about how God took care of Joseph, and then Joseph took care of his family. We must care for each other.

Bible Facts: Brush Up On Bible Facts

Memory Verse: Repeat the Sunday Morning memory work activity for any students who were not present. Talk with all students about what the verse(s) tell us about God. Genesis 50:19-20 tell of God's providence.

Prayer

Starter

Show a Where's Waldo? picture. If you've ever looked at Where's Waldo books, you know something about being a part of a bigger scene. Usually, there is a picture with many people and activities, and little Waldo is located somewhere in the huge scene. In life, we are something like Waldo is in the picture – we have a small part in a huge world.

In Old Testament days, God made great promises to Abraham, then to Isaac, and then to Jacob. God would make Abraham a great nation and give them a land; and through Abraham's family, God would bless the whole world. This was God's "big picture," and He always had it in view. People on the scene, such as Abraham or Jacob, must have wondered at times what part they played in God's plan. Both Abraham and Isaac lived and died, and they did not see a great nation or have a land of their own. When he was 130 years old, Jacob left Canaan with all his family and belongings to live in Egypt. God was working out His plan and His people had to trust Him.

Briefly Review the Lesson Story from Sunday Morning

Ideas for Illustrating and Reinforcing the Story

1. *Objective: Illustrate Jacob's family traveling from Canaan to Egypt and finally moving to Egypt to live*

Show a picture of the Yellow Pages *Let Your Fingers Do the Walking* logo. Have a large map and trace the route from Canaan to Egypt. Let the students "walk" with their fingers along the way as Jacob's sons went from Canaan to Egypt for food. While showing it on a map, talk with the students about Jacob moving his whole family and all their belongings to Egypt. Show the land of Goshen in Egypt where Jacob's family settled.

2. *Objective: Demonstrate caring for your family in the way God wants us to*

Gather pictures from clip art, magazines, and photographs of things found in neighborhoods. For example, you may include these: houses, church buildings, schools, trees, farms, desert, liquor store, bars, restaurants, office buildings, video arcade, mall, amusement park, airport, pool hall.

Give the pictures to the students and ask them as a group to choose the places and things that will create a neighborhood that as kids they want to live in. Talk about their choices. Have them put all the pictures on the table. Next, tell the students to pretend they are parents who are responsible for their family. Have them create another neighborhood to show that as parents they want to lead their family in God's way. Talk about how Joseph took care of his family by providing them food and bringing them to Egypt. Discuss how we must take care of our families.

3. *Objective: Illustrate how God has a "big picture" and people are just parts of it*

- ☀ Gather graphics featuring various scenes from Joseph's life. Mount them on poster board and cut the board into puzzle pieces. Also, gather graphics featuring things kids do in life and make a second puzzle from them.

Have the students put the Joseph puzzle together as you discuss how God works and "fits" things together to accomplish His good purpose and to fulfill His great promises. When all the pieces are finally put in place, God's great purpose is accomplished. Now have the students put together the other puzzle. Talk about the small pieces of our lives and how God will help us fit them together in a great way.

Things to Get or Do for Wednesday Night

-
-
-
-
-